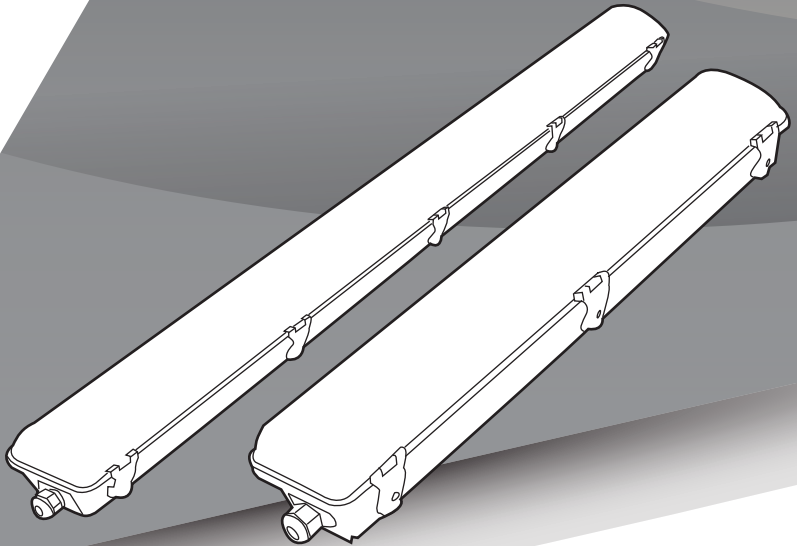




Installation Guide



Weatherproof LED Battens – Maintained

LW624M-5K [600mm 24W]

LW1236M-5K [1200mm 36W]

Rated Voltage 220-240-50Hz



Introduction / Warning

Thank you for your purchase of this Voltex Lighting product. Please read these instructions carefully before installing and using the product. Keep the instructions handy for future reference.

WARNING

RISK OF ELECTRIC SHOCK

It is illegal for persons other than an appropriately licensed electrician or other persons authorised by legislation to work on the fixed wiring of any electrical installation.

- To comply with all safety standards, the product must be used only for the purpose described in this instruction and must be installed in accordance with the wiring rules and regulation in the location where it is installed. e.g. AS/NZS 3000 Electrical Installations
- There are no user serviceable parts inside the product.

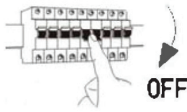
Failure to follow these instructions can result in death or serious injury.

Specifications

| | | |
|---|--|------------------------------|
| Product Code | LW624M-5K | LW1236M-5K |
| Input Voltage | "230VAC 50/60Hz" | |
| Opal diffuser material | UV Stabilized Polycarbonate [PC] Opaque White | |
| Body material | Polycarbonate [PC] Grey | |
| Fire-proof grade | V-0 | |
| Input power [watts] | 30 | 42 |
| Clips & Mounting Brackets | 304 Stainless Steel | |
| Terminal Block | 4 pole screw terminal, 6mm ² capacity | |
| Driver Position | Internal | |
| Driver Brand | OSRAM® OPTOTRONIC | |
| LED Brand | LG®, LM-80 | |
| LED Type | SMD2835 | |
| LED Qty [Pcs] | 50 | 75 |
| CCT - Colour Temperature [Kelvin] | 5000K | |
| CRI [Colour Rendering Index] | >80 | |
| Typical Lumens [+/-5%] | 2500Lm | 3700Lm |
| Lighting Efficiency | up to 105Lm/W | |
| Power Factor | >0.95 | |
| Beam Angle | 120° | |
| IK rating [Impact resistance] | IK08 [Protection against 5 joule impact] | |
| IP rating | IP66 | |
| Warranty | 7 years [Battery: 12 months] | |
| Certificates | ROHS, EN62471, ISO 9001:2008 | |
| Net Weight | 1.5kg | 2.4kg |
| Product Size[mm] | 600 [L] x 120 [W] x 108 [H] | 1160 [L] x 120 [W] x 108 [H] |
| Fixing Hole Centre | 330mm | 770mm |
| Battery Life | > 90 Minutes [As per AS2293.3] | |
| Maximum Luminaires per circuit [Typical] Type C 16A | 80 | 45 |
| Operating temperature | -20 to +50°C | |

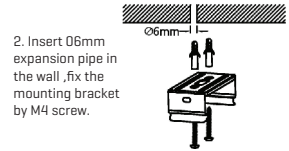
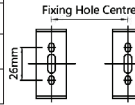
Installation

A Turn off the switch.



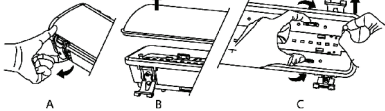
B 1] Drill 06mm holes according to below drawing.

| Model | Power | Fixing Hole Centre |
|-----------|-------|--------------------|
| LE624-5K | 24W | 330mm |
| LE1236-5K | 36W | 770mm |
| LE1248-5K | 48W | 770mm |

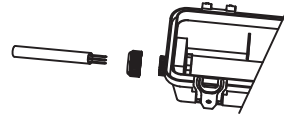


2. Insert 06mm expansion pipe in the wall, fix the mounting bracket by M4 screw.

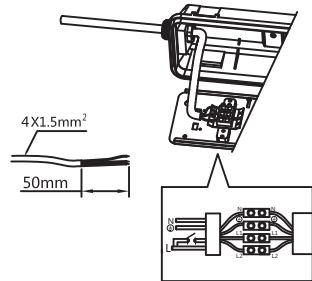
- C**
- 1] Firstly open the clips like picture A
 - 2] Secondly take off the diffuser like picture A
 - 3] Hold on the stainless fixator, take off the gear tray like picture C



- D**
- 1] Loosen the nut of the cable gland, put the cable through the cable gland

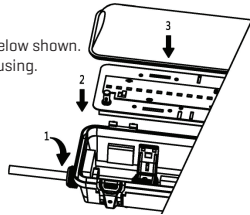


- 2] Connect the cable on the terminal block as below shown and tighten the cable gland

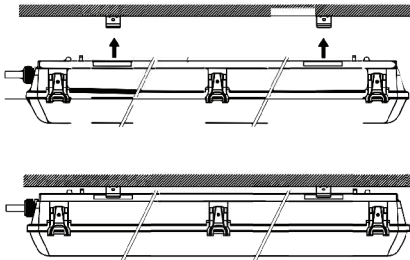


E

- 1] Tighten cable gland as below shown.
- 2] Fix gear tray with the housing.
- 3] Close the diffuser.



- F** 1] Fix the lamp on the wall.



- G** Turn on the switch



Warranty

1. Seven Year Warranty. Replacement Warranty will be provided during the warranty period if the lamp suffers quality problems.
2. During the warranty period, the client shall return the damaged goods or failed parts for inspection and repair by Voltex Electrical. Voltex Electrical shall then send the fixed or new parts back.
3. Replacement Warranty will be provided once valid documents are presented.
4. The following circumstances will not attract Replacement Warranty:
 - a. Damage caused, including, but not limited to, damage from abnormal working conditions, improper usage, storage that does not conform to the instruction manual;
 - b. Dismantling, modification or improper installation or repairing of the products without Voltex Electrical's authorisation;
 - c. No valid proof of purchase documents;
 - d. Damages caused by environmental circumstances including, but not limited to, fire, flood, lightning strike, earthquake.
5. Voltex Electrical has the sole right to interpretation and amendment of the above articles.

Voltex Electrical

Australia

www.voltexelectrical.com.au

P: 1300 722 275 E: sales@voltexelectrical.com.au

New Zealand

www.voltexelectrical.co.nz

P: 0800 55 66 33 E: sales@voltexelectrical.co.nz



VOLTEX[®]

Voltex Electrical 2015. All Rights Reserved.