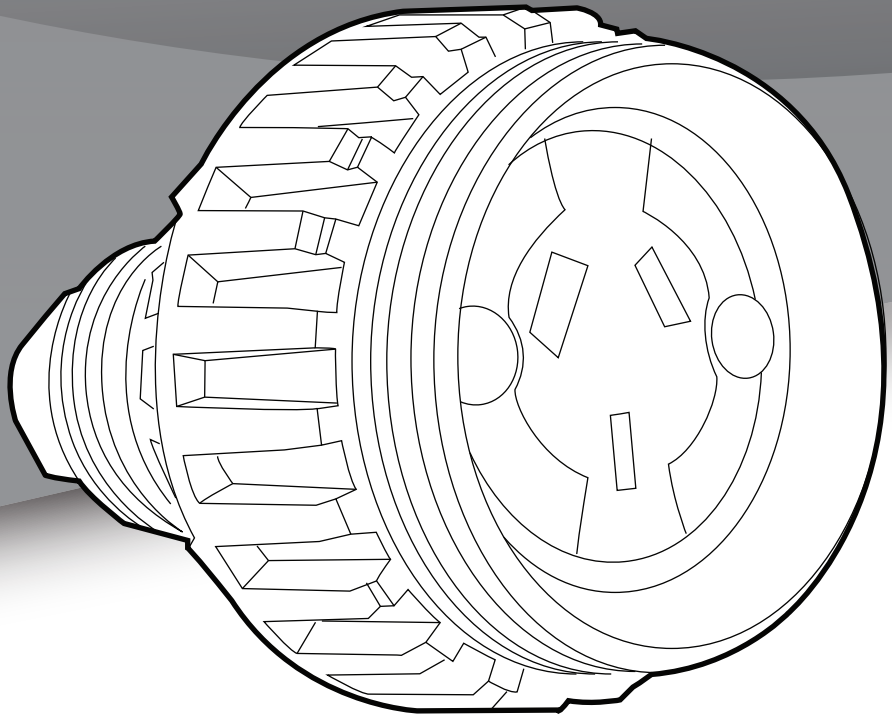


VOLTEX[®]

Installation Guide



Fully certified to all
relevant Australian standards

Voltex Extension Socket
250V ~ 50Hz IP56, 3 Flat Pin

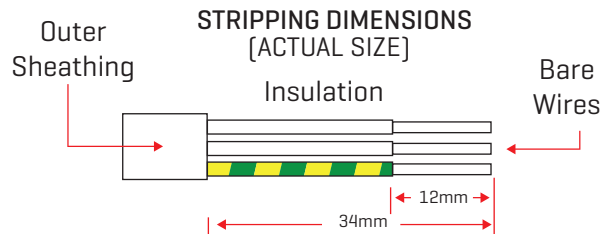
C66CSC310: 10A

C66CSC315: 15A

Industrial switchgear has an extensive range of IP56 extension sockets, Made with high impact resistant materials, these sockets also have a transparent polycarbonate body in their design that allows instant examination of connections. They can be unscrewed and tightened with ease, even when hands are gloved.

Instructions

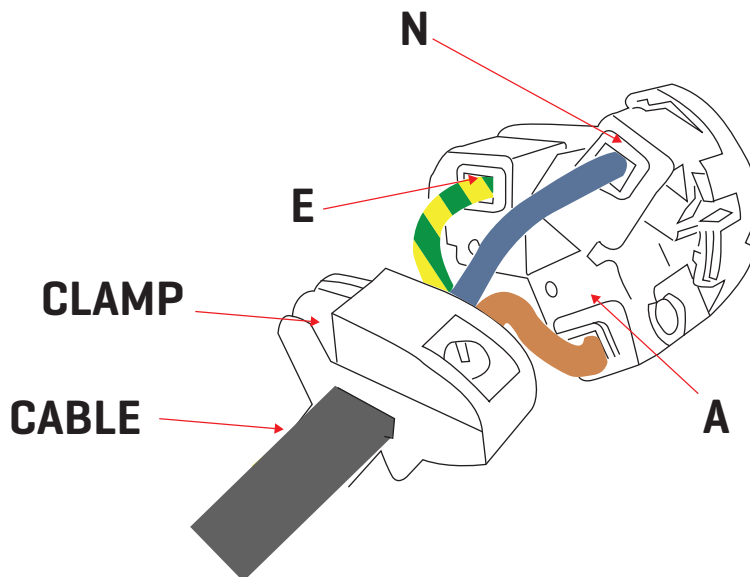
1. Remove the outer sheath as shown in diagram



2. Strip insulated wires as shown in diagram

3. Wiring

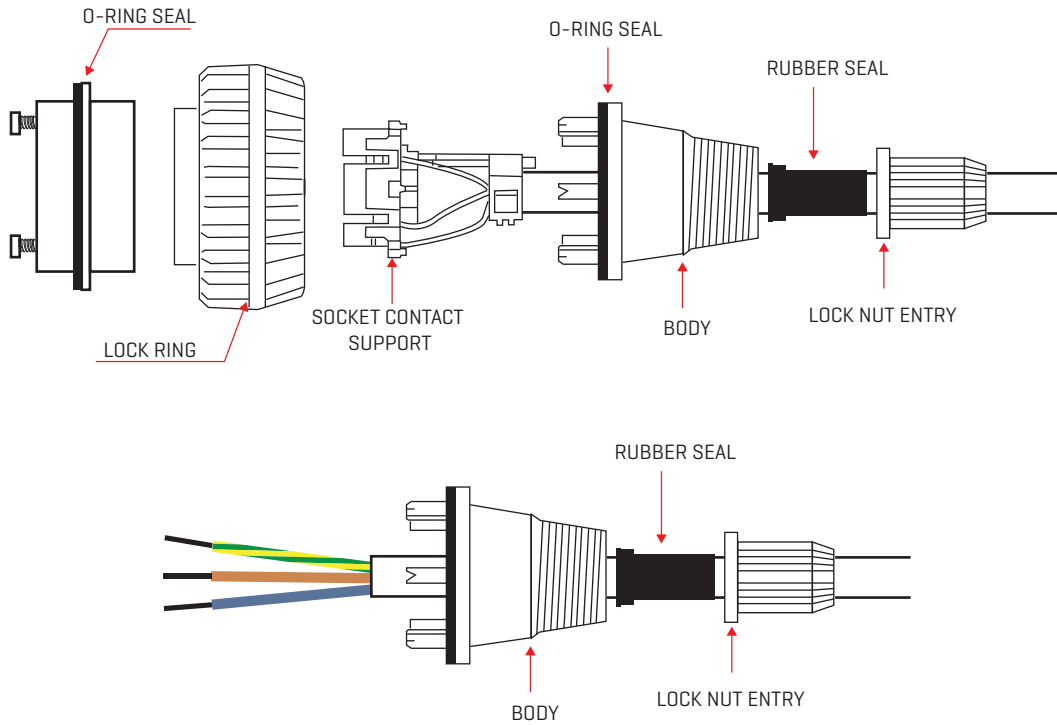
- 1). Connect the yellow & green wire to terminal marked E tightly
- 2). Connect the BROWN or RED wire to terminal marked A tightly
- 3). Connect the BLACK or BLUE wire to terminal marked N tightly
- 4). Tighten the clamp screw to ensure the cable is clamped tightly
- 5). Finishing check all the terminals to ensure all tightly



Note:

1. Double check all wires are fitted to the correct terminals, as marked on the product and terminal screws are tight.
2. Ensure the cable clamp screw is sufficiently tightened so as the cable clamp firmly grips the outer sheathing of the flexible cord.
3. Ensure all screws are tightened fully and seals are in place correctly to maintain IP rating.
4. The socket must be fully inserted into a suitable plug and captive lock ring fully tightened to maintain its IP Rating.

4. Assembly



5: Cable Specification

Recommended cable sizes:

Socket	Flexible cord	Nominal area of conductor [mm ²]	Cord outer diameter [mm]
C66CSC310	3-Core Circular Ordinary Duty	1.0 or 1.5	Min. 7 Max. 14
	3-Core Circular Heavy Duty		
C66CSC315	3-Core Circular Ordinary Duty	1.5 or 2.5	
	3-Core Circular Heavy Duty	1.5	

Voltex Electrical

Australia

www.voltexelectrical.com.au

P: 1300 722 275 E: sales@voltexelectrical.com.au

New Zealand

www.voltexelectrical.co.nz

P: 0800 55 66 33 E: sales@voltexelectrical.co.nz

VOLTEX[®]

© Voltex Electrical 2017. All Rights Reserved.