

SPECIFICATIONS

Power	7W
Input Voltage	200-240V AC 50Hz Class II
Driver	External - Dimmable [trailing edge], SELV, IC classification, Note: Dimming not recommended
Classification	IC-4 IC-F [New Zealand]
Light Source	LED
Light Output Temperatures	Warm White [3000K] Natural White [4000K] Cool White [5600K]
Ambient Temperature	t_a 25°C
Lumen Output	550-700 Lumens
Rated Lifespan	40,000 Hours
IP rating	IP40 [rear enclosure] IP54 [for the LED cover]
Building Element and Thermal Insulation Clearance	May abut the luminaire on the sides or cover the rear enclosure [MCI & SCI = 0mm] [HCB & SCB = 0mm]

Minimum distance from lighted objects

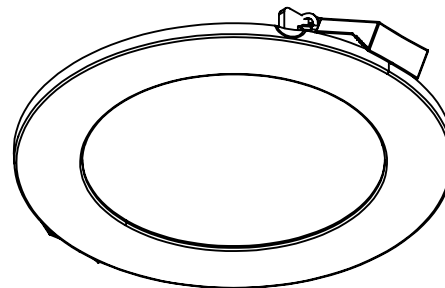
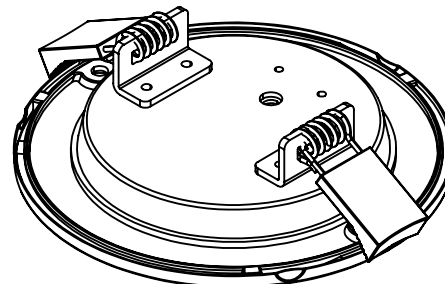


ACCORDING TO OUR COMPLIANCE EXPERT, WE'RE OBLIGED TO INCLUDE THE FOLLOWING PERFUNCTORY STATEMENTS:

- There are no user replaceable components or parts incorporated in this luminaire.
- The light source of this luminaire is not replaceable; when the light source reaches its end of life the whole luminaire shall be replaced.
- The external flexible cable or cord of this luminaire cannot be replaced; if damaged, the luminaire shall be destroyed.
- This luminaire is designed for indoor use only.
- For New Zealand, ensure the 'IC-F Abutted and Covered Label' is applied to the back cover of the luminaire.
- Only to be installed outside of arms reach.
- Use only with the supplied Voltex Dimmable LED Driver type L1-I07W160-D

VOLTEX® INSTALLATION GUIDE

Voltex 10mm LED Downlight
DL7T90-10MM

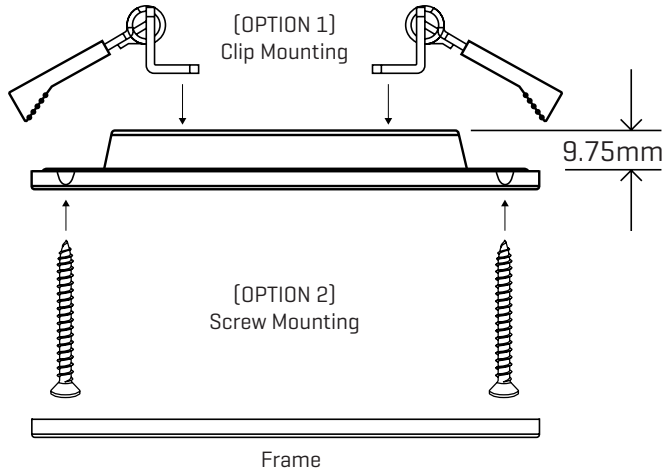


VOLTEX®
ELECTRICAL ACCESSORIES

AU P: 1300 722 275
E: sales@voltexelectrical.com.au
www.voltexelectrical.com.au

NZ P: 0800 55 66 33
E: sales@voltexelectrical.co.nz
www.voltexelectrical.co.nz

INSTALLATION INSTRUCTIONS



1. Cut a 90-95mm hole.
2. If a building element obstructs the hole, either, or both of the clips can be removed and the fitting can be screwed to the building element with the supplied screws.
3. Select the desired output colour using the selector switch [CW cool white; NW natural white or WW warm white] and install the fitting.

SPECIFIC REQUIREMENTS REGARDING BUILDING INSULATION

1. In the vicinity of the recessed luminaire, use an insulation product that:
 - a. Maintains its dimensions and structural integrity when exposed to a temperature of 90°C.
 - b. Withstands a 30 second needle flame test carried out in accordance with AS/NZS 60695.11.5 with the flame applied to all surfaces of the sample.
 - c. Has an ignition temperature of at least 200oC [with the ignition temperature determined using a test period of 15 minutes].
2. Only loose-fill insulation which complies with the above requirements is permitted to abut or cover this luminaire.

