



Accessories



50°, 90° and 120° Lens



120° opaque Lens



Adjustable Mounting Bracket



Daylight Harvesting Sensor



Daylight Harvesting Sensor Bracket



Polycarbonate Reflector

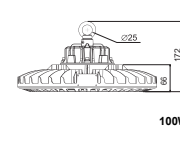
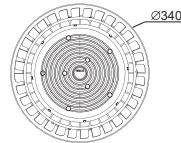


Aluminum Reflector

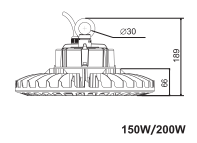
Technical Specifications

Wattage	100W, 150W, 200W
Input Voltage	220-240V AC 50/60Hz
CRI	>80
Beam Angle	100W: 120degree 150W: 120degree 200W: 90degree
IP Rating	IP65
Impact Rating	IK10
Luminaire Net Weight	100W: 3.3kg 150W: 3.7kg 200W: 3.7kg
Lumens	HCL-100-CW Output: 13,000lm [+/- 5%] HCL-150-CW Output: 19,500lm [+/- 5%] HCL-200-CW Output: 26,000lm [+/- 5%]
Light Colour	5000K
Dimming	1-10V Dimmable
Chips	Philips [Lumileds]
HID Equivalent	100W: 250W 150W: 400-600W 200W: 700W
Driver	Sosen Dimmable [1-10V]
Body	Aluminium Alloy, Black
System Efficacy	130lm/W
Power Factor	>9.2
Lifespan	>50,000Hrs [L70@30degrees]
Working Temperature	-30 - +50degrees
Working Humidity	15% - 90%RH

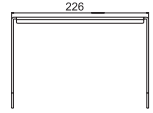
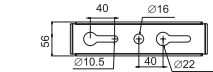
Dimensions



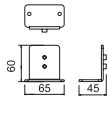
100W



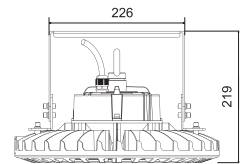
150W/200W



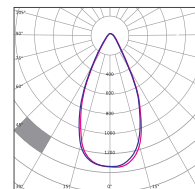
1 pc



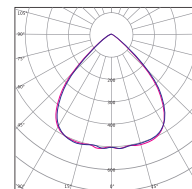
2 pcs



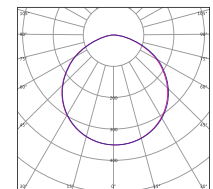
Illuminance Charts



50 Degree Lens



90 Degree Lens



120 Degree Lens

Compliance

AS/NZS 60598

