

LED Flood Light IP66

FLB-CW/50W, FLB-CW/72W, FLB-CW/120W,
FLB-CW/200W



50W



72W



120W & 200W

A powerful LED floodlight which is designed for area lighting. New design with an symmetric distribution curve with high efficiency. Made of a aluminum die-casting body, aluminum bracket and stainless screws, providing good corrosion resistance.

IP66 rated making it suitable for Billboard lighting, Garden/Building decoration, Parking area, etc.

NOTE: not suitable for MARINE applications

Technical Data:

Driver	Housed internally
Light Source	Cree JK2835 9-V
Light Colour/ Temperature	Cool White [\pm 5700K]
Beam Angle	120°
Life Span	>50,000 hours
IP Rating	IP66
Housing Colour	Black
Tempered Glass	Semi-frosted
Working Temperature	-20C to +50C
Flex and plug	Yes
Flex length	1.4m

LED Flood Light IP66							
Product Code	Power [No of Chips]	H	W	D	Lumens	Efficiency	Net weight
FLB-CW/50W	50W	330mm	225mm	55mm	6000 \pm 10%	120 lm/W \pm 10%	3.1kg
FLB-CW/72W	72W	372mm	250mm	75mm	8600 \pm 10%	120 lm/W \pm 10%	4.8kg
FLB-CW/120W	120W	450mm	340mm	75mm	14500 \pm 10%	120 lm/W \pm 10%	5.8kg
FLB-CW/200W	200W	450mm	340mm	90mm	24000 \pm 10%	120 lm/W \pm 10%	7.8kg

Transparent rate: 93%
Foggy glass: Anti-glare
Thickness 4mm: IK08

1060 Pure Al
Reflective rate: 99%

LED: **CREE JK2835 9-V**
CRI: > 80, Typical 83Ra
High Efficiency: 140lm/W
Lm80 passed, L70>54,000 hours
SDCM: Macadam ellipse 3step

Die-casting housing
Excellent heat dissipation
Self-cleaning design
Powder Coating
IK08 & IP66

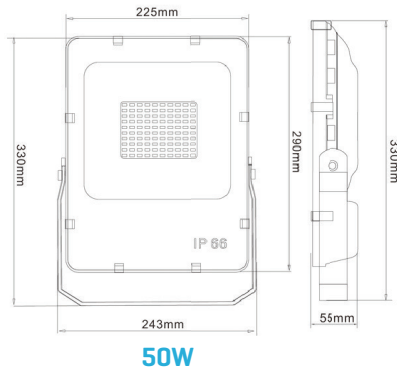
Silicone Rubber Gasket
Thickness: 10mm
Resistant to UV,
heat [-65c - 250c]

IP66 Waterproof CC Driver
PF>0.95

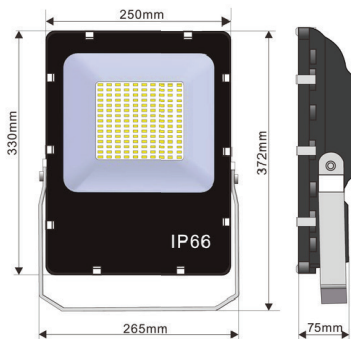
VDE rubber cable, Anti-UV
H05RN-F 3x1.0mm², 1.4m

4mm Aluminum Bracket
Corrosion resistance

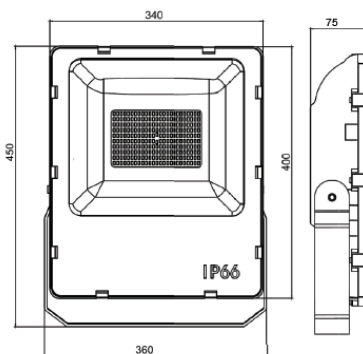
Dimensions:



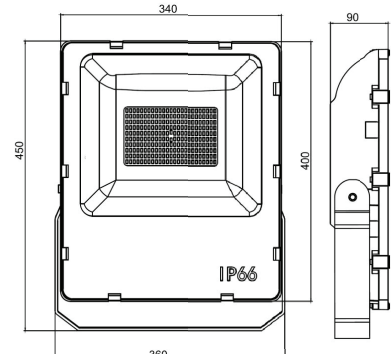
50W



72W



120W



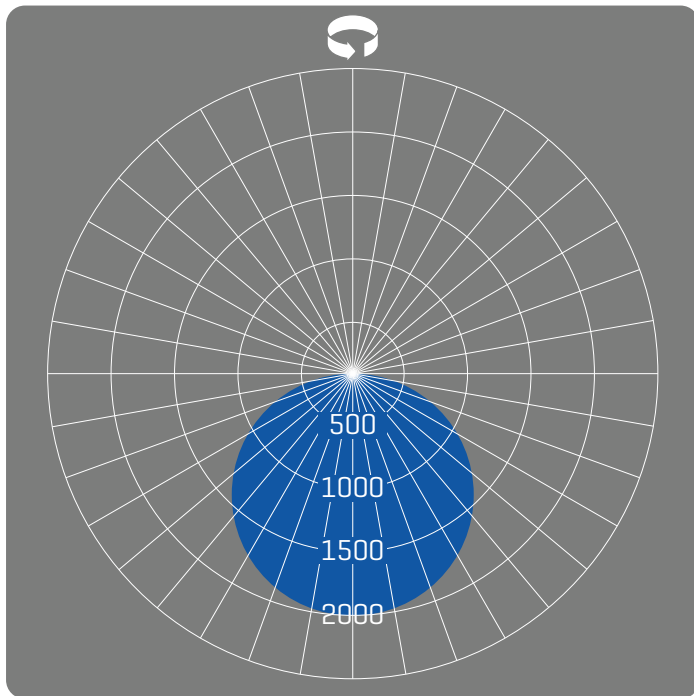
200W

- New Design gives higher lumens per watt with better light spread
- High performance coating for rust prevention with 7 Year warranty
- Attract less insects than incandescent lighting less cleaning and maintenance!
- Can be switched on and off repeatedly, Ideal for use with Motion Sensors.
- No warm up time needed to produce full light.
- High performance chips and drivers with 7 Year Warranty

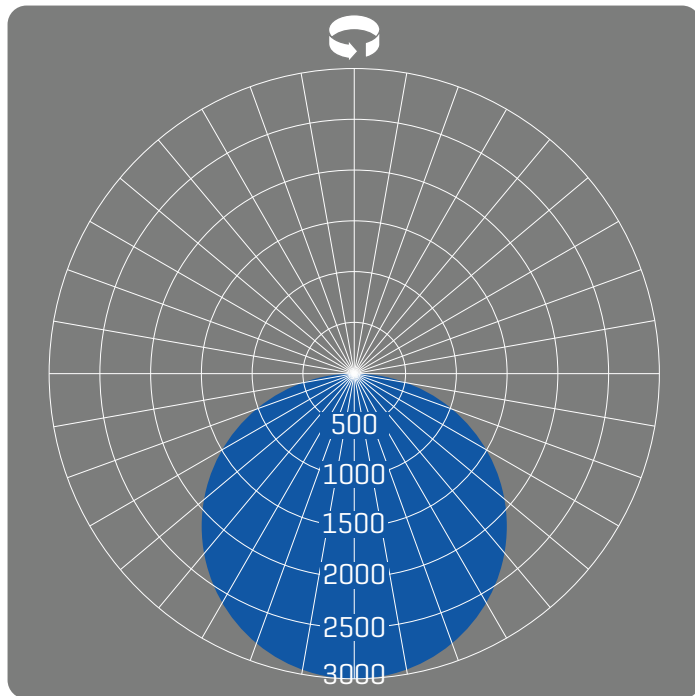
LED Flood Light IP66

FLB-CW/50W, FLB-CW/72W, FLB-CW/120W,
FLB-CW/200W

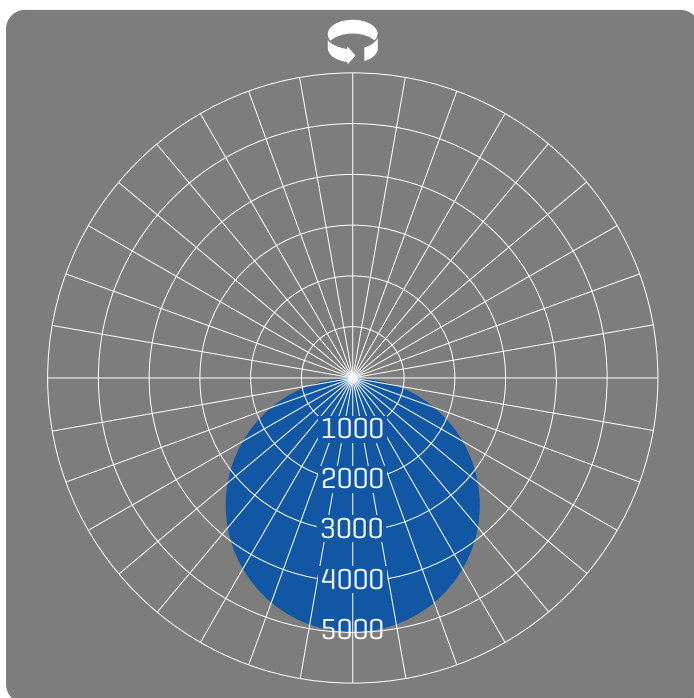
Photometric Diagrams:



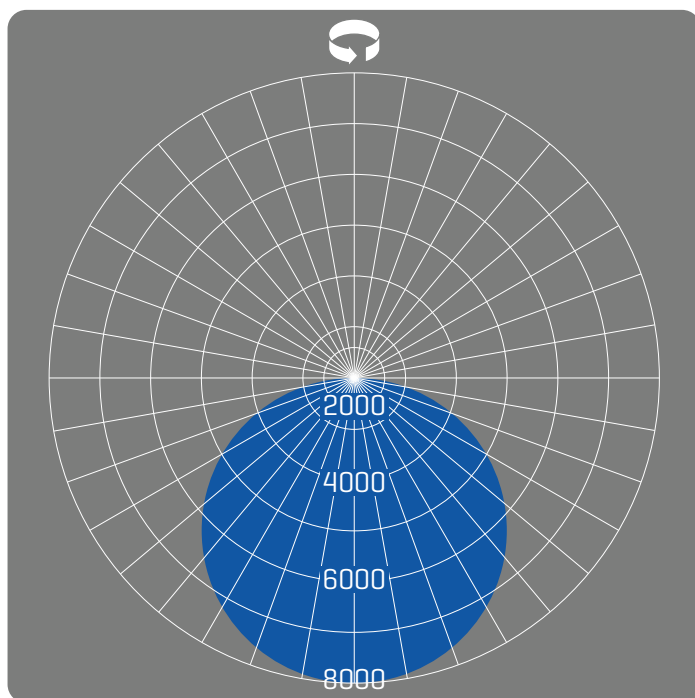
FLB - CW/50W



FLB - CW/72W



FLB - CW/120W



FLB - CW/200W