
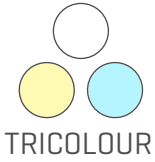


VOLTEX® PRODUCT DATA SHEET


LED PANEL LIGHT LPL6060, LPL1230, LPL 1260



LPL6060



LPL1230

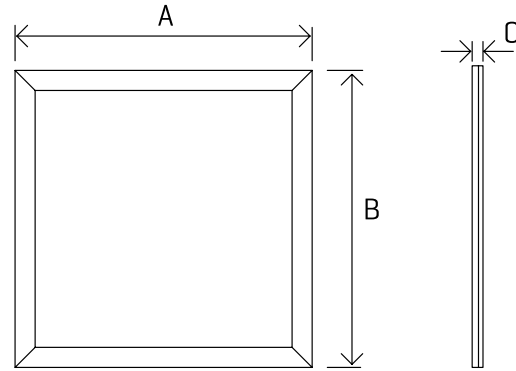


LPL1260

Technical Specifications:

Rated Input	33W LPL6060, LPL1230 60W LPL1260
Input Voltage[V]	AC220-240V
Light Source	SMD
SDCM	<6
CCT[K]	3000K+4300K+6300K
CCT Selection DIP Switch	Yes
Luminous Flux [lm] ±5%	LPL6060:3100-3600lm LPL1230:3000-3500lm LPL1260:5495-6440lm
CRI	≥80
Beam Angle [°]	120°
UGR	UGR<24
LED Driver	Built-out
Connector	2 Pin Plug and Flex
Dimming Option	Non-Dimmable
Electrical Class	Class II
Start up time	<0.5s
Input current	<0.2A
Effeciency	>85%
Power factor	0.9
IK Rating	IK08
Ingress Protection [IP Rating]	IP40
IC rating	IC-4, IC-F (New Zealand)
Product Finishing(Base)	White RAL 9016
Materials of Optics	PMMA[LGP]+PP
Materials of Housing	PP (Diffuser plate) / Aluminium (Frame)
Lifetime [hr]	40,000h
Operating Temp. [°C]	10°C-45°C
Storage Temp. [°C]	0°C-65°C

Dimensions:



Model	Dimension [mm]		
	A	B	C
LPL6060	595	595	9
LPL1230	1195	295	9
LPL1260	1195	595	9

