

ITEMS INCLUDED



x1



x1



x1



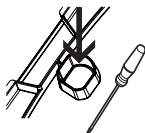
x1



x1

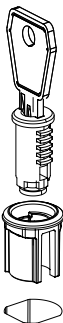
INSTRUCTIONS

1.

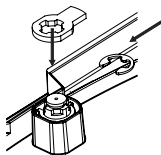


Punch out with
a screwdriver

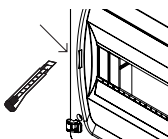
2.



3.



4.



Using a knife, notch out a small
section in the front cover to
accommodate the lock.