



Switchboards

SBF-12W | SBF-18W | SBF-24W

White door flush mounting. Fire resistant plastic. Compatible with Voltex circuit breakers and RCBOs.



SBF-12W
12 way



SBF-18W
18 way



SBF-24W
24 way

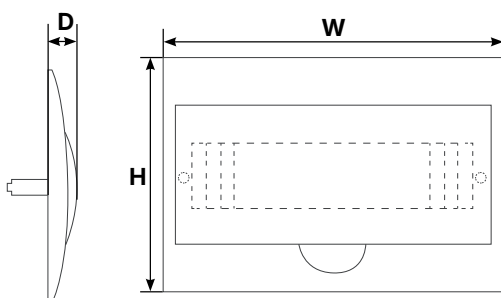
Technical Specifications

Mounting	Flush
Door	White
Material	Fire resistant plastic
Capacity	12 way / 18 way / 24 way
Compatible With	Voltex circuit breakers and RCBOs

Dimensions

SBF-12W	Cover	305mm(W) x 247mm(H) x 35mm(D)
	Box	255mm(W) x 191mm(H) x 78mm(D)
SBF-18W	Cover	415mm(W) x 270mm(H) x 30mm(L)
	Box	380mm(W) x 240mm(H) x 78mm(L)
SBF-24W	Cover	303mm(W) x 357mm(H) x 30mm(D)
	Box	253mm(W) x 311mm(H) x 78mm(D)

Cover



Box

