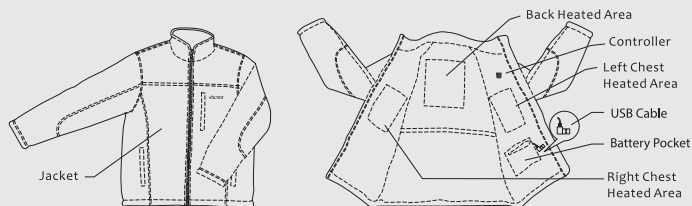



Material: Cotton, Polyester, Nylon, TPU
Heated Area: Chest and Back



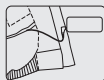
Battery



USB Rechargeable Battery

Charge via micro usb

- 1 Connect the battery with the cable in the jacket's battery pocket.
Do not pull the cable too hard.



- 2 Press the rubber controller on the left chest for one second.
The light turns on and the jacket begins to heat up.



- 3 Press the controller to adjust the different temperature settings.
Press for one second to turn off.



Important information:

1. Battery should be kept away from children.
2. Do not get the battery wet.
3. Keep the battery cool and dry. Charge every 90 days if unused for long periods.
4. Do not expose the battery to extreme environments, water, fire, high temperatures, cold (below minus 30 degrees Celsius) or impact.

Washing instruction:

1. Battery must be removed prior to washing.
2. Ensure the battery pocket is zipped up with the cable inside.
3. Machine wash in a small laundry bag.

Hand washing in water below 30 degrees Celsius.

Do not iron Do not dry clean Do not twist

Warranty

Warranty will be voided in the following circumstances:

1. Failing to follow operating instructions
2. Repair or alterations made by unauthorised service companies.
3. Damage caused by abuse or misuse.

Voltex Electrical Accessories

Australia

Phone: 1300 722 275
Website: www.voltexelectrical.com.au
Email: sales@voltexelectrical.com.au
Address: 1 Iris St, Melrose Park, SA, 5039

New Zealand

Phone: 0800 55 66 33
Website: www.voltexelectrical.co.nz
Email: sales@voltexelectrical.co.nz
Address: 92 Vickery St, Te Rapa, Hamilton 3200